

HELPING COMMUNITIES FLOURISH

CARENET[®] CENTER SERVICE REPORT

HEALTH SERVICES

\$40,342,730



EMOTIONAL/SOCIAL

\$9,717,787



MATERIALS

\$6,938,796



EDUCATIONAL

\$5,266,346



OPPORTUNITY

\$47,400



Lizzy Burton
awarded 4 year
scholarship to
Regent University

\$

62,265,659

IN 2018*



MADE POSSIBLE BY
25,931 Volunteers
& 428,451 Donors



* Represents most recent available data as of June 13, 2019.

CARE[♥]NET[®] PREGNANCY CENTERS FREELY PROVIDED...

HEALTH & SOCIAL SERVICES TO

784,302 WOMEN, MEN & FAMILIES IN 2018*




PREGNANCY CENTERS are faith-based, community supported non-profit organizations:

- Alleviating social service burdens on local government
- Facilitating public health through consultation with medical professionals and referrals for ongoing care
- Building healthy families through education and support
- Clients are served without regard to age, race, income, nationality, religious affiliation, disability or other arbitrary circumstances.

INCLUDING:

228,665

CLIENTS RECEIVING



PREGNANCY TESTS

129,172


CLIENTS RECEIVING



ULTRASOUNDS

120,160


CLIENTS RECEIVING



BABY & MATERNAL
SUPPLIES

471,203


STUDENTS RECEIVING



SEXUAL HEALTH
EDUCATION

96,624


CLIENTS RECEIVING



LIFE SKILLS &
PARENTING EDUCATION

313,099

HOURS



CASEWORK

NATIONAL CARE NET CENTER SERVICE REPORT: HELPING COMMUNITIES FLOURISH

Data Notes:

- Material goods (baby & maternity clothes, diapers, wipes, car seats, cribs, etc) estimate based on Goodwill value of donations <https://goodwillnne.org/donate/donation-value-guide/> and Salvation Army value of donations <https://satruck.org/Home/DonationValueGuide>
- Number of free pregnancy tests = number of pregnancy tests provided x \$9 (average cost for 1 pregnancy test).
- Client ultrasounds = Number of ultrasounds performed x \$250 (average cost of an ultrasound).
- Hours of advocacy/case work = number of total client visits x the mean hourly wage for social workers. Bureau of Labor Statistics, Occupational Employment and Wages, July 2019 <http://www.bls.gov/oes/current/oes211029.htm> (The national mean hourly wage for social workers in local government is \$30.12 per hour. BLS OES code 21-1029).
- This estimate of savings does not include temporary housing or other monetary assistance provided to some clients. We advocate for our clients by networking with hundreds of county, state, and non-profit social service organizations and offering appropriate referrals. We cannot quantify the value of relational support provided clients through phone calls, cards, mentoring, and caring help from over 25,000 volunteers.

* Most recent available data as of June 13, 2019.

12 percent of the Care Net centers received any state or federal funding in 2018.